


data SHEET



8-Port Skorpion Gigabit Switch

Cost Effective, High-speed — Compact Size

The EISK8-GT Skorpion Gigabit Switch is an 8-port unmanaged Ethernet switch that provides Gigabit Ethernet (GigE) performance on all ports in order to accommodate high-speed devices such as IP cameras and modern workstations. In addition, GigE jumbo frames up to 9216 bytes are supported for the highest possible system performance. For 10/100 Mbps legacy devices, the switch will automatically reduce its port-speed accordingly, thereby accommodating the needs of just about any Ethernet automation system. This low-cost compact unit utilizes a rugged metal enclosure and is intended for installation in control panels using DIN-rail mounting.

This is a plug-and-play Ethernet switch requiring no configuration. All ports automatically configure their data rate and duplex using the Auto-negotiation protocol. Depending on the capability of the link partner, communication is set at 10, 100 or 1000 Mbps and at either half- or full-duplex. Each port will accommodate either a straight-through or crossover cable by using the Auto-MDIX protocol.

The unit is powered from a choice of low-voltages (AC or DC). Redundant power connections are provided for back-up power schemes. LED indicators assist in troubleshooting network issues.

- Plug-and-Play operation
- 10BASE-T/100BASE-TX/1000BASE-T
- Shielded RJ-45 connectors
- Auto-negotiation of speed and duplex
- Auto-MDIX supports cable inversion



- DIN-rail mounting
- Rugged metal enclosure
- Diagnostic LEDs
- Enhanced EMC compliance
- UL 508 listed, c-UL listed, CE mark
- 24 VAC/VDC powered

CTRLink®

Overview


The Skorpion Gigabit Switch is intended for control panel installations where DIN-rail space is at a premium by requiring a width of only 41 mm of rail space. A metal DIN-rail clip attached to the aluminium enclosure can survive the toughest installation. A writable side label allows the installer an opportunity to document field cabling locations right on the unit.

The switch can be powered from either a 10–36 VDC or 24 VAC ($\pm 10\%$) source. Its half-wave rectified low-voltage power supply allows the sharing of power with other 24 VAC/VDC control devices from a common power supply. With redundant power





connections, a backup power scheme can be supported. A removable power connector facilitates the servicing of the unit.

LEDs built into the connector indicate data rate and activity on each of the eight ports — greatly assisting in troubleshooting connection issues.

The switch is UL 508 Listed and c-UL Listed for Industrial Control Equipment. It complies with CFR 47 Part 15 Class A, and carries the CE Mark. It is RoHS compliant.

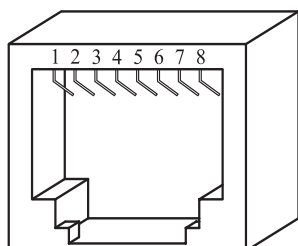


Specifications

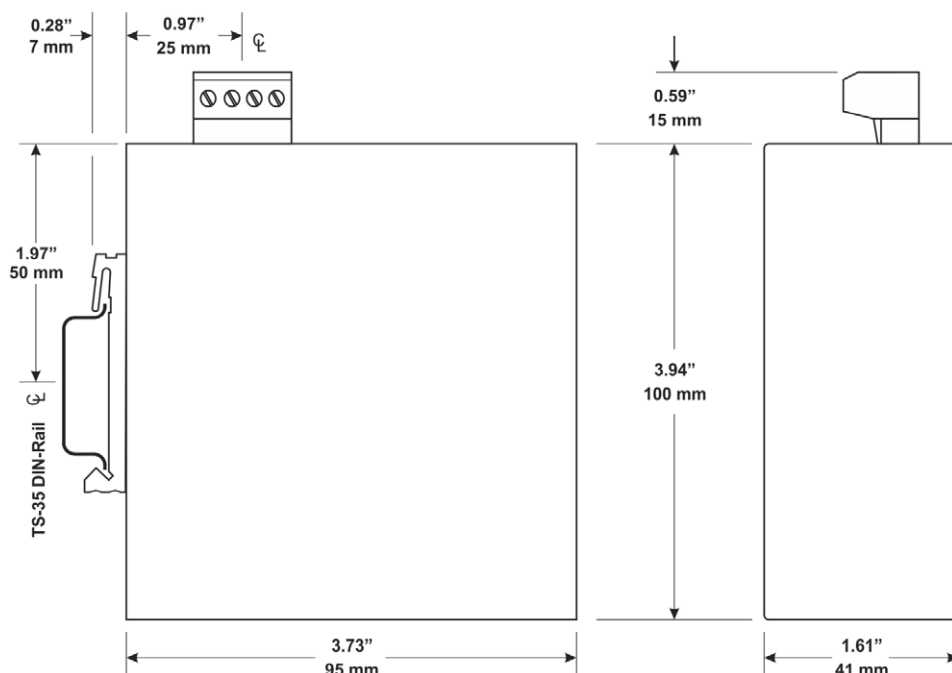
Power Requirements	10–36 VDC 3 W or 24 VAC $\pm 10\%$ 7 VA 47–63 Hz
Operating Temperature	0°C to 60°C
Storage Temperature	–40°C to 85°C
Relative Humidity	10–95%, non-condensing
Protection	IP30
Mounting	TS-35 DIN-rail
Shipping Weight	1 lb (0.45 kg)
Ethernet Communications	IEEE 802.3 10/100/1000 Mbps data rate using RJ-45 connectors, 100 m (max) Supports jumbo frames up to 9216 bytes
LEDs	<div> <div>Power</div> <div>Green = power OK</div> </div> <div> <div>“H” LEDs</div> <div>Green = 1000 Mbps communication established Yellow = 100 Mbps communication established</div> </div> <div> <div>“L” LEDs</div> <div>Yellow = 10 Mbps communication established</div> </div> <div> <div>“H” or “L” LEDs</div> <div>Flashing = data transmissions occurring</div> </div>
Regulatory Compliance	CE Mark; CFR 47, Part 15 Class A; RoHS; UL 508 Industrial Control Equipment <div>     </div>

RJ-45 Connector Pin Assignments

Pin	Function
1	BI_DA+
2	BI_DA–
3	BI_DB+
4	BI_DC+
5	BI_DC–
6	BI_DB–
7	BI_DD+
8	BI_DD–

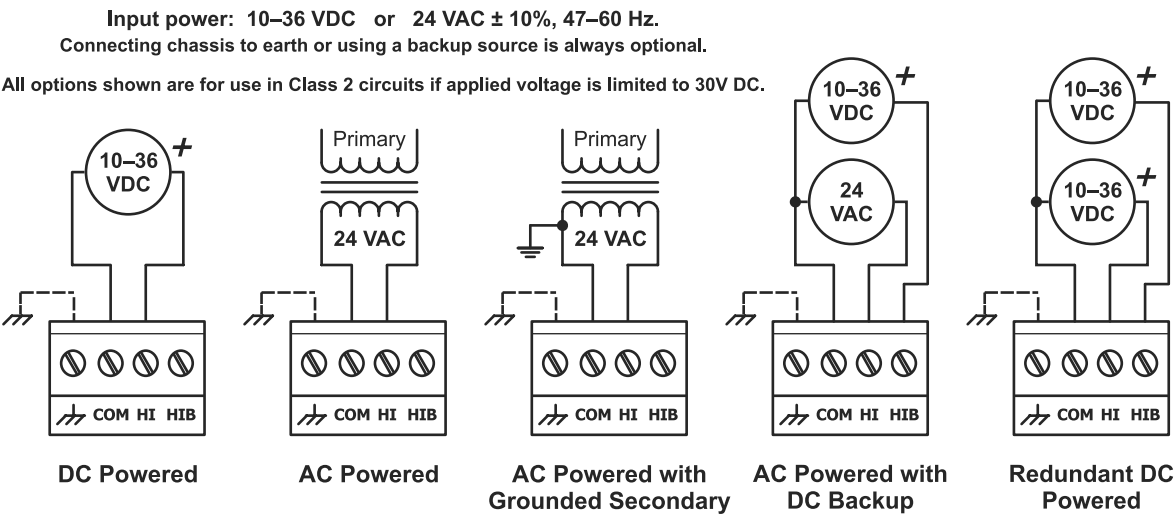


Mechanical Drawing

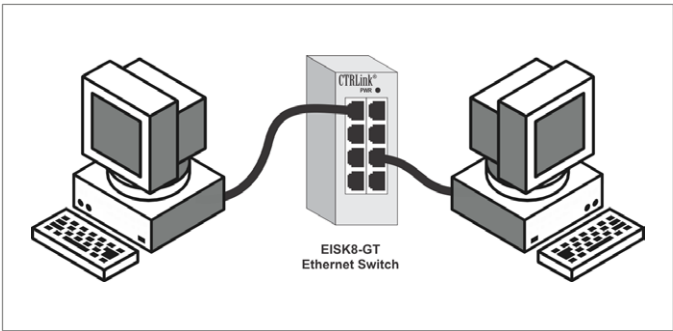


Power Considerations

Applied voltage must be in the specified range and deliver a current commensurate with power consumption. The recommended size for solid power conductors is 16–20 AWG; and for stranded conductors use 16–18 AWG. Zero volts (COM) is isolated from chassis (earth). Input connections are reverse-polarity protected.



Typical Switch Installation



Ordering Information

Model	Description		
EISK8-GT	Skorpion 8-Port GigE Switch		
United States Contemporary Control Systems, Inc. 2431 Curtiss Street Downers Grove, IL 60515 USA Tel: +1 630 963 7070 Fax: +1 630 963 0109 info@ccontrols.com www.ccontrols.com	China Contemporary Controls (Suzhou) Co. Ltd 11 Huoju Road Science & Technology Industrial Park New District, Suzhou PR China 215009 Tel: +86 512 68095866 Fax: +86 512 68093760 info@ccontrols.com.cn www.ccontrols.asia	United Kingdom Contemporary Controls Ltd 14 Bow Court Fletchworth Gate Coventry CV5 6SP United Kingdom Tel: +44 (0)24 7641 3786 Fax: +44 (0)24 7641 3923 info@ccontrols.co.uk www.ccontrols.eu	Germany Contemporary Controls GmbH Fuggerstraße 1 B 04158 Leipzig Germany Tel: +49 341 520359 0 Fax: +49 341 520359 16 info@ccontrols.de www.ccontrols.eu